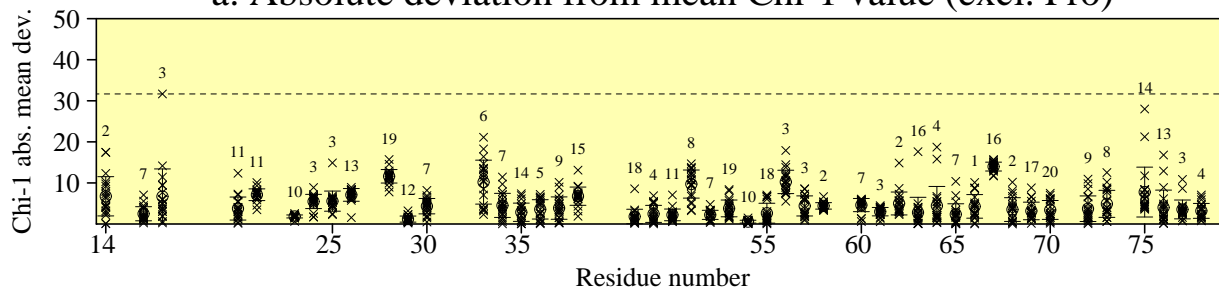


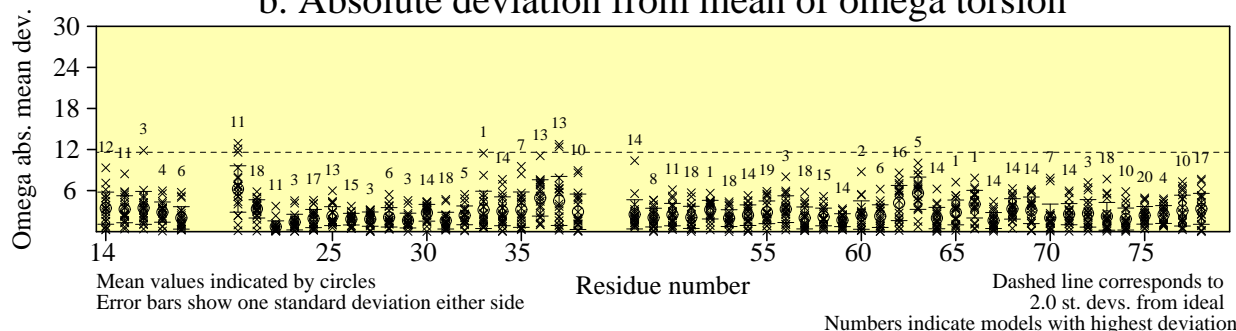
# Residue properties

## SGR209C\_R3Cons\_em\_bcr3 (20 models)\*\*

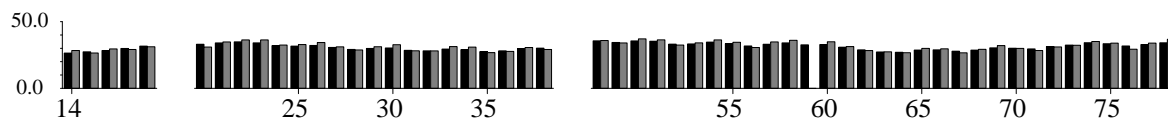
a. Absolute deviation from mean Chi-1 value (excl. Pro)



b. Absolute deviation from mean of omega torsion



c. RMS devs from mean coords: main-chain (black) and side-chain (grey)




d. Secondary structure & average estimated accessibility



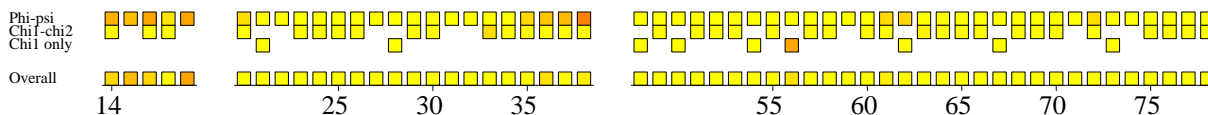
e. Sequence & average estimated accessibilities



f. Circular variances



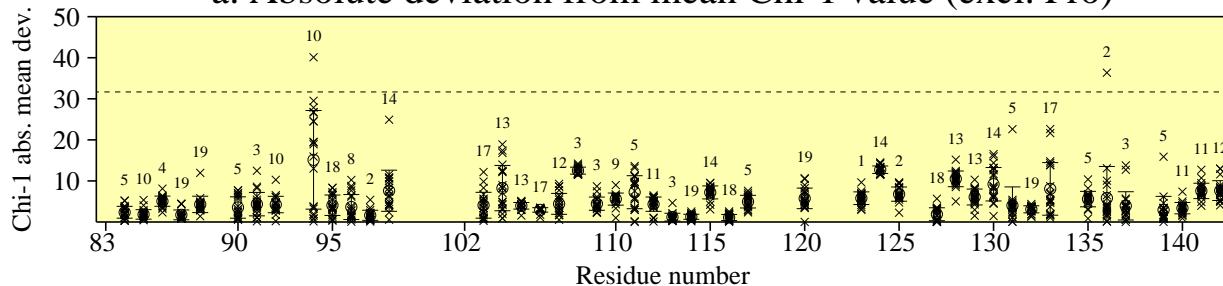
g. G-factors



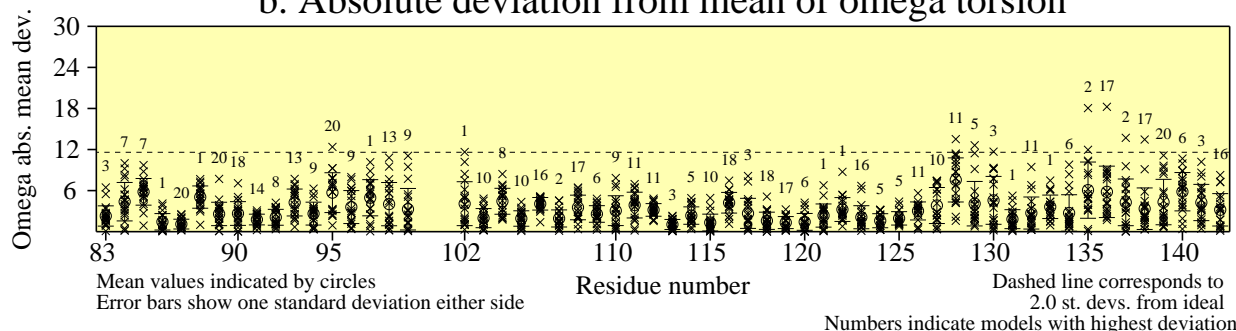
# Residue properties

## SGR209C\_R3Cons\_em\_bcr3 (20 models)\*\*

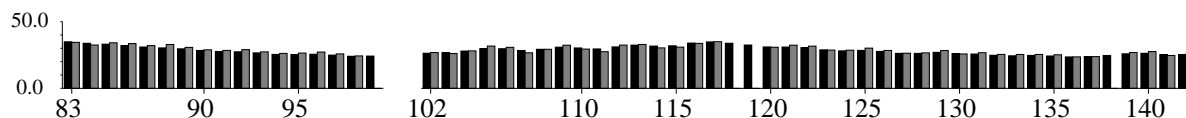
a. Absolute deviation from mean Chi-1 value (excl. Pro)



b. Absolute deviation from mean of omega torsion



c. RMS devs from mean coords: main-chain (black) and side-chain (grey)




d. Secondary structure & average estimated accessibility



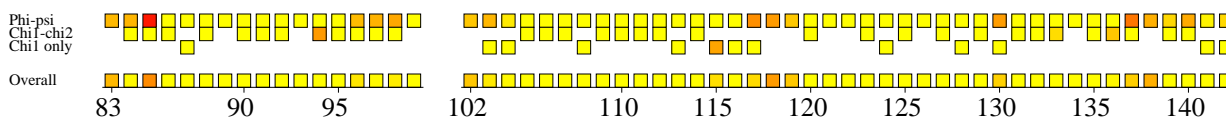
e. Sequence & average estimated accessibilities



f. Circular variances




g. G-factors



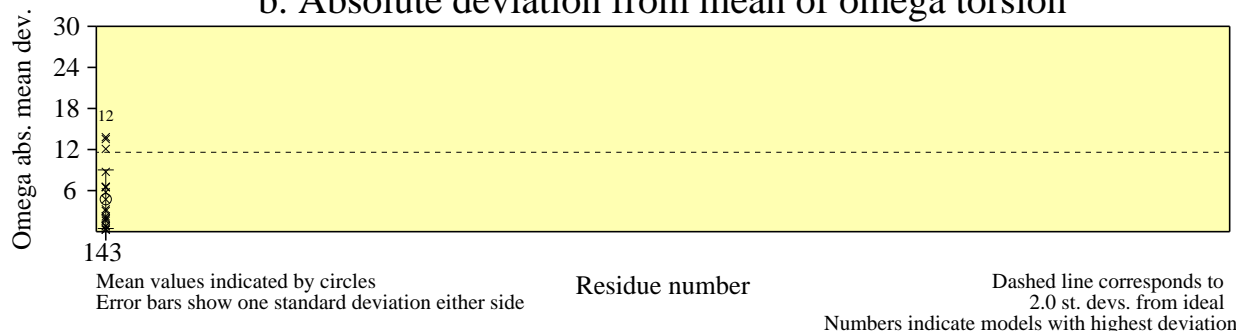
# Residue properties

## SGR209C\_R3Cons\_em\_bcr3 (20 models)\*\*

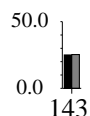
a. Absolute deviation from mean Chi-1 value (excl. Pro)




b. Absolute deviation from mean of omega torsion



c. RMS devs from mean coords: main-chain (black) and side-chain (grey)




d. Secondary structure & average estimated accessibility



e. Sequence & average estimated accessibilities



f. Circular variances



g. G-factors

