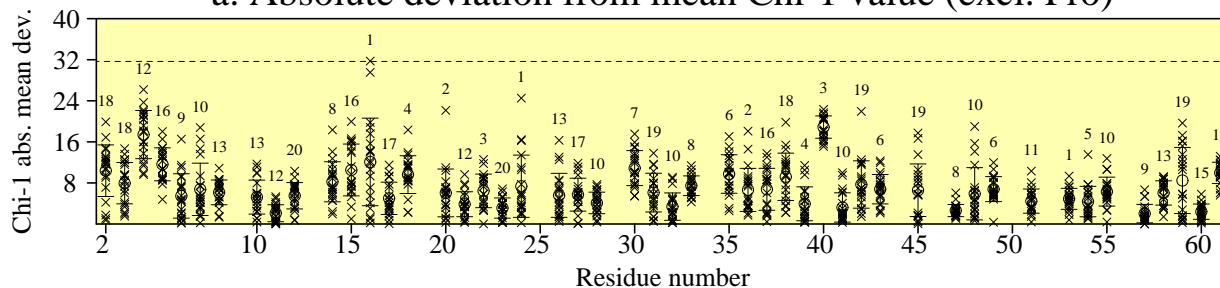
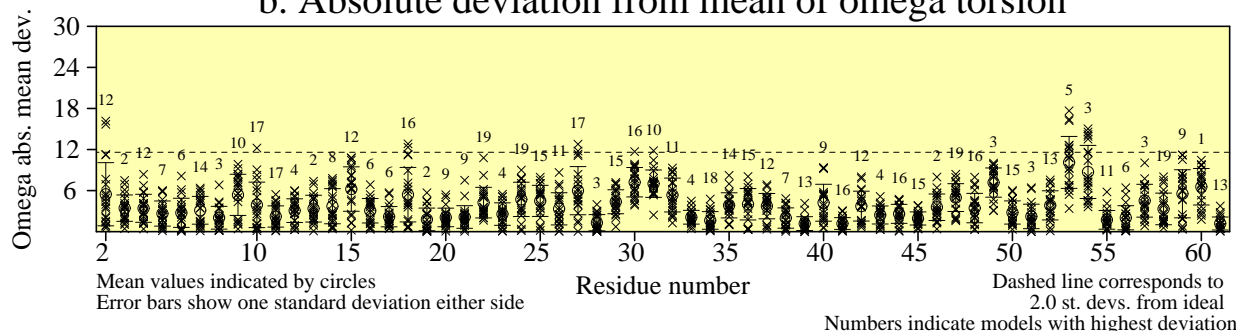


Residue properties RPR324_NMR_em_bcr3 (20 models)**

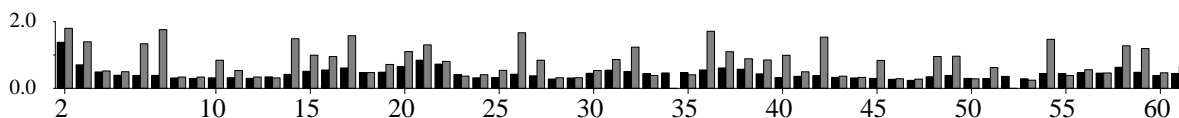
a. Absolute deviation from mean Chi-1 value (excl. Pro)



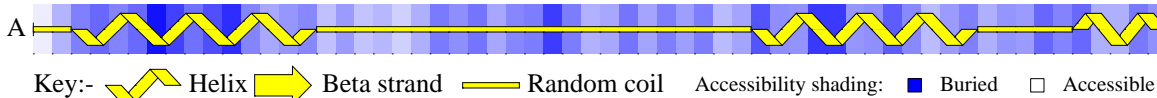
b. Absolute deviation from mean of omega torsion



c. RMS devs from mean coords: main-chain (black) and side-chain (grey)




d. Secondary structure & average estimated accessibility



e. Sequence & average estimated accessibilities



f. Circular variances



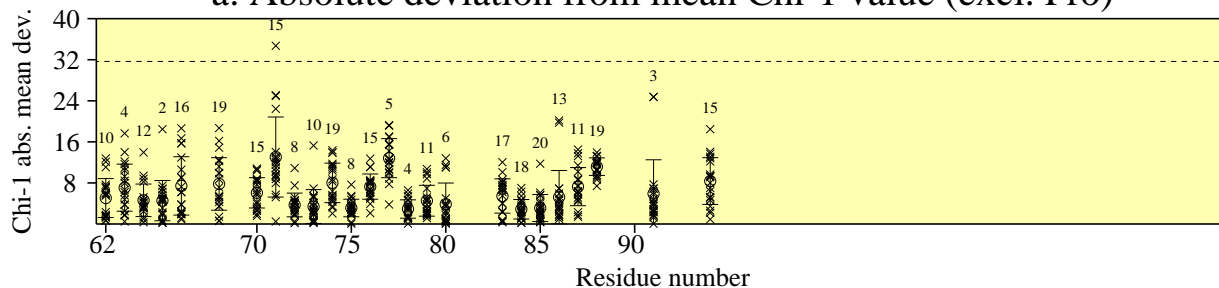
g. G-factors



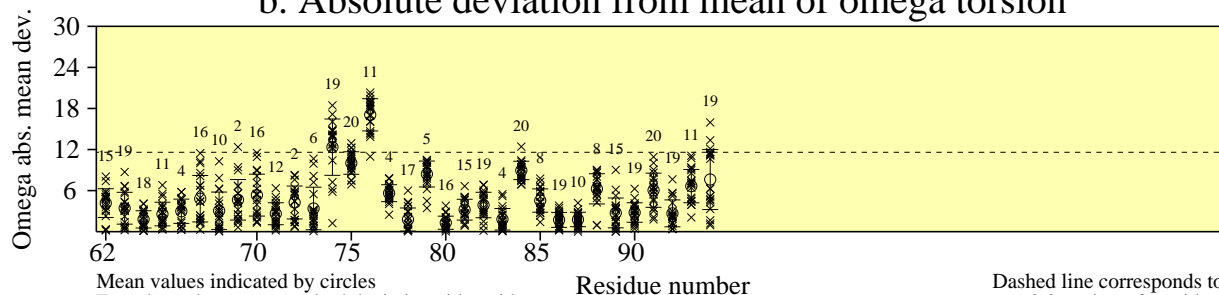
Residue properties

RPR324_NMR_em_bcr3 (20 models)**

a. Absolute deviation from mean Chi-1 value (excl. Pro)

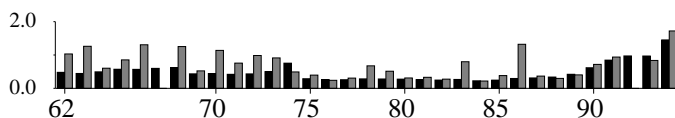


b. Absolute deviation from mean of omega torsion



Dashed line corresponds to 2.0 st. devs. from ideal
Numbers indicate models with highest deviation

c. RMS devs from mean coords: main-chain (black) and side-chain (grey)




d. Secondary structure & average estimated accessibility



e. Sequence & average estimated accessibilities



f. Circular variances



g. G-factors

