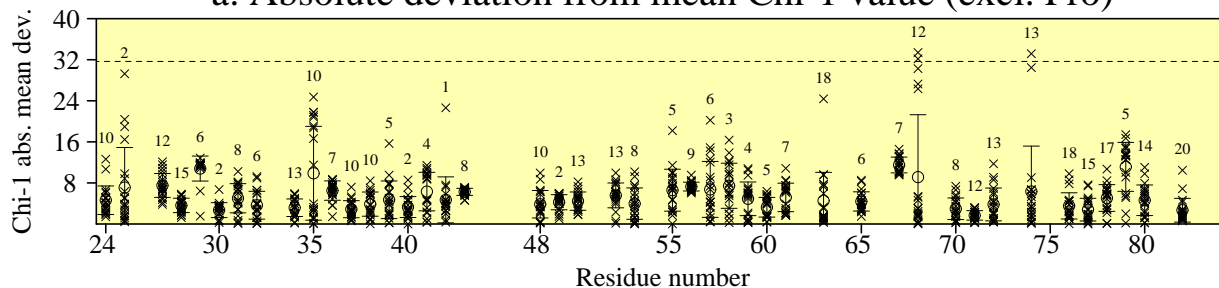
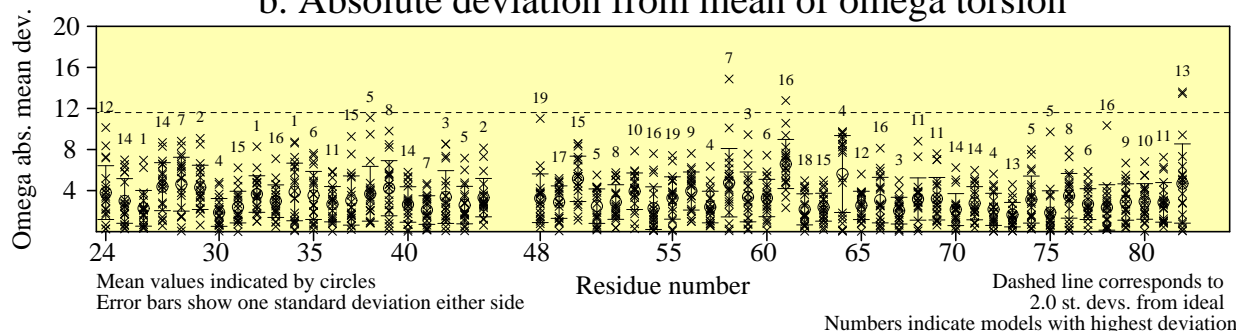


Residue properties HR3646E_R3_em_bcr3 (20 models)**

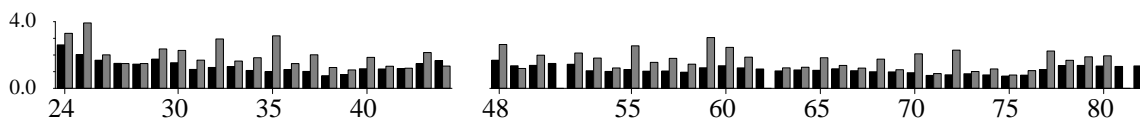
a. Absolute deviation from mean Chi-1 value (excl. Pro)




b. Absolute deviation from mean of omega torsion



c. RMS devs from mean coords: main-chain (black) and side-chain (grey)




d. Secondary structure & average estimated accessibility



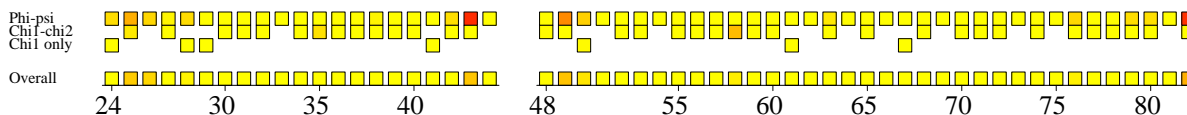
e. Sequence & average estimated accessibilities



f. Circular variances



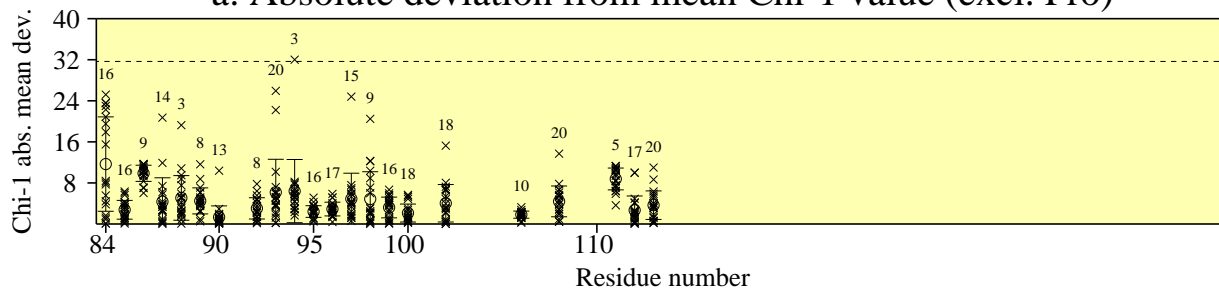
g. G-factors



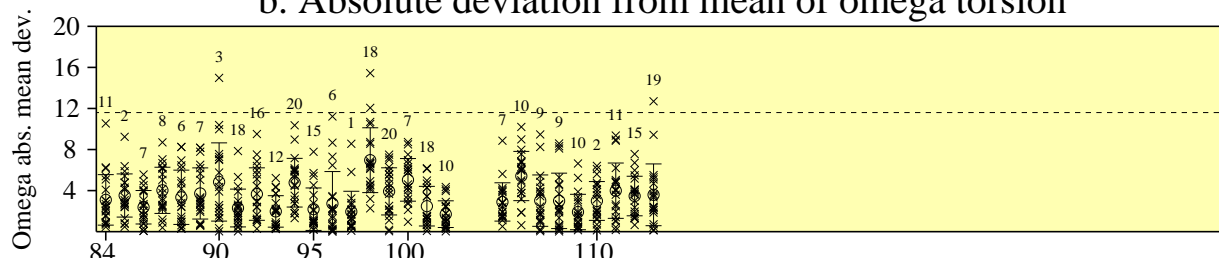
Residue properties

HR3646E_R3_em_bcr3 (20 models)**

a. Absolute deviation from mean Chi-1 value (excl. Pro)



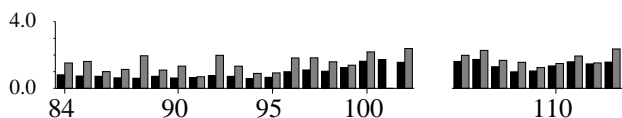
b. Absolute deviation from mean of omega torsion



Mean values indicated by circles
Error bars show one standard deviation either side

Dashed line corresponds to 2.0 st. devs. from ideal
Numbers indicate models with highest deviation

c. RMS devs from mean coords: main-chain (black) and side-chain (grey)



d. Secondary structure & average estimated accessibility




Key:- Helix Beta strand Random coil Accessibility shading: Buried Accessible

e. Sequence & average estimated accessibilities



f. Circular variances



g. G-factors

