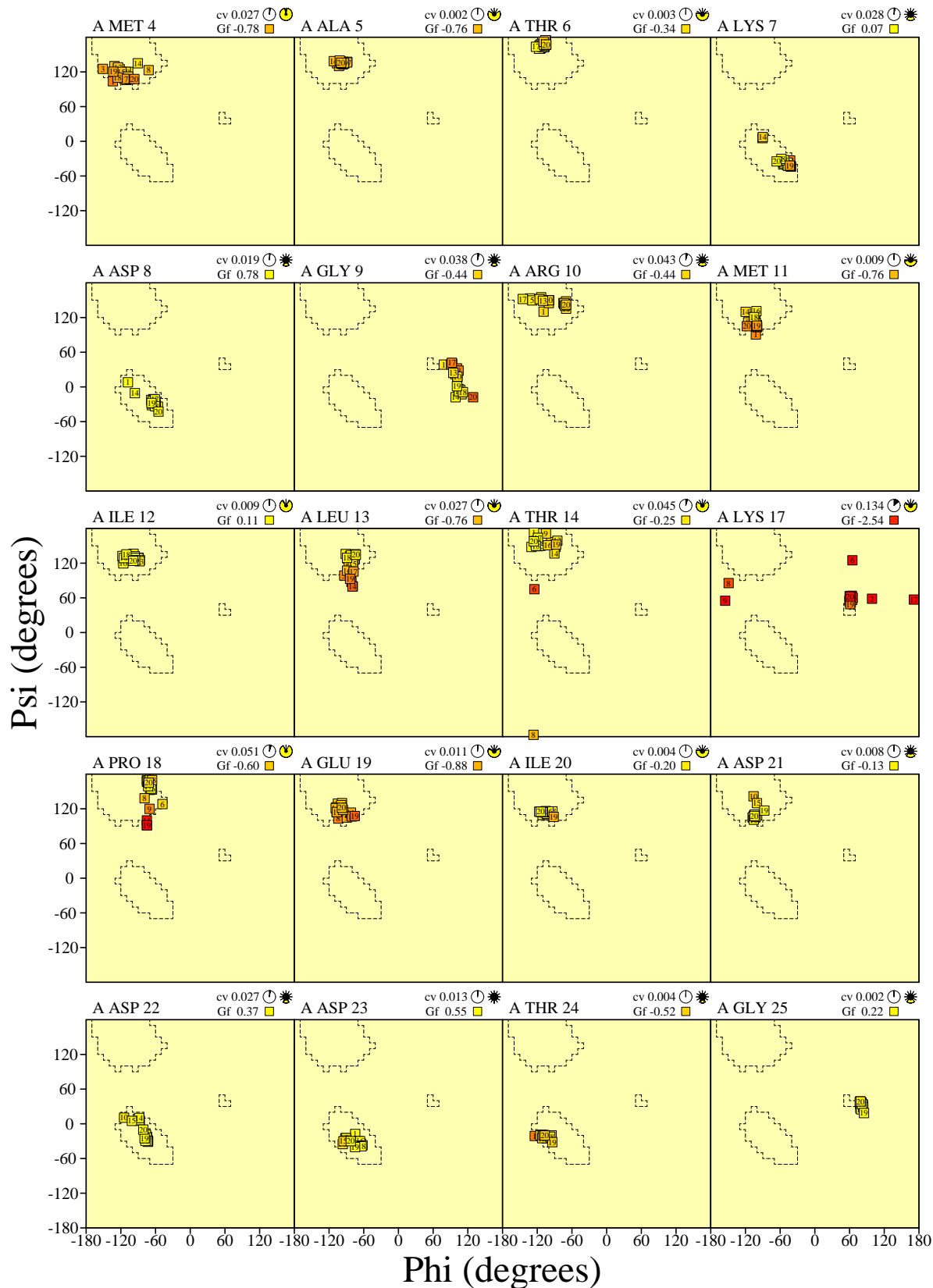


Ensemble Ramachandran plots

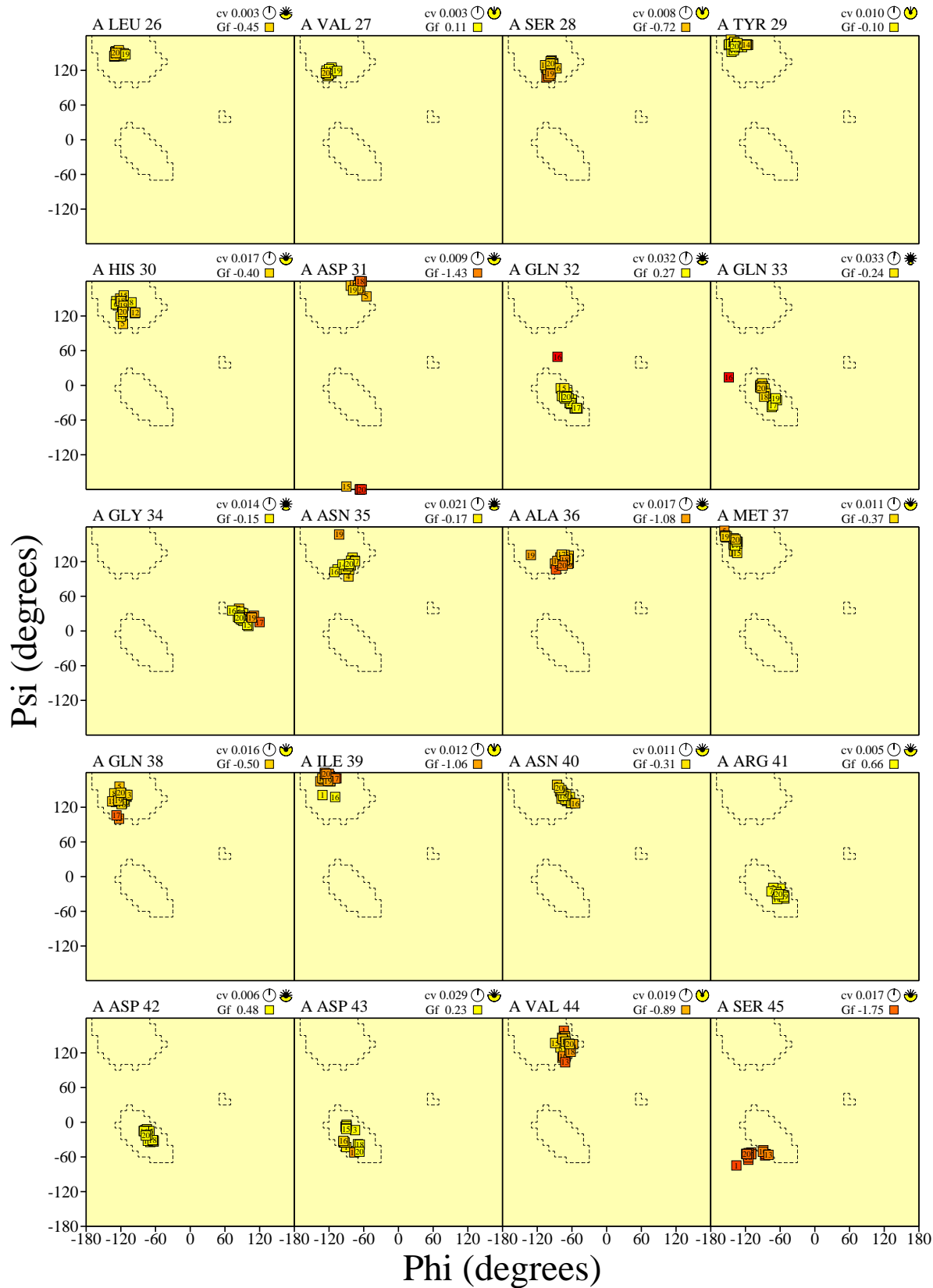
ER382A_R3Cons_em_bcr3 (20 models)**



cv = Circular Variance (low values signify high clustering of the data points). * Accessible ● Buried
 Gf = Average G-factor for the residue (the higher the value the more favourable the conformations) based on analysis of high-res. Xstal structures
 Data points coloured according to G-factor: Favourable Unfavourable

Ensemble Ramachandran plots

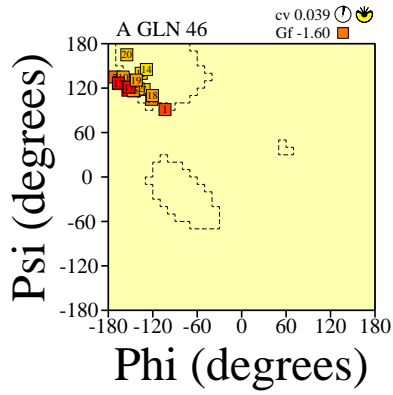
ER382A_R3Cons_em_bcr3 (20 models)**



cv = Circular Variance (low values signify high clustering of the data points). * Accessible ☾ Buried
 Gf = Average G-factor for the residue (the higher the value the more favourable the conformations) based on analysis of high-res. Xstal structures
 Data points coloured according to G-factor: Favourable Unfavourable

Ensemble Ramachandran plots

ER382A_R3Cons_em_bcr3 (20 models)**



cv = Circular Variance (low values signify high clustering of the data points). ☼ Accessible ☹ Buried
 Gf = Average G-factor for the residue (the higher the value the more favourable the conformations) based on analysis of high-res. Xstal structures
 Data points coloured according to G-factor: Favourable Unfavourable