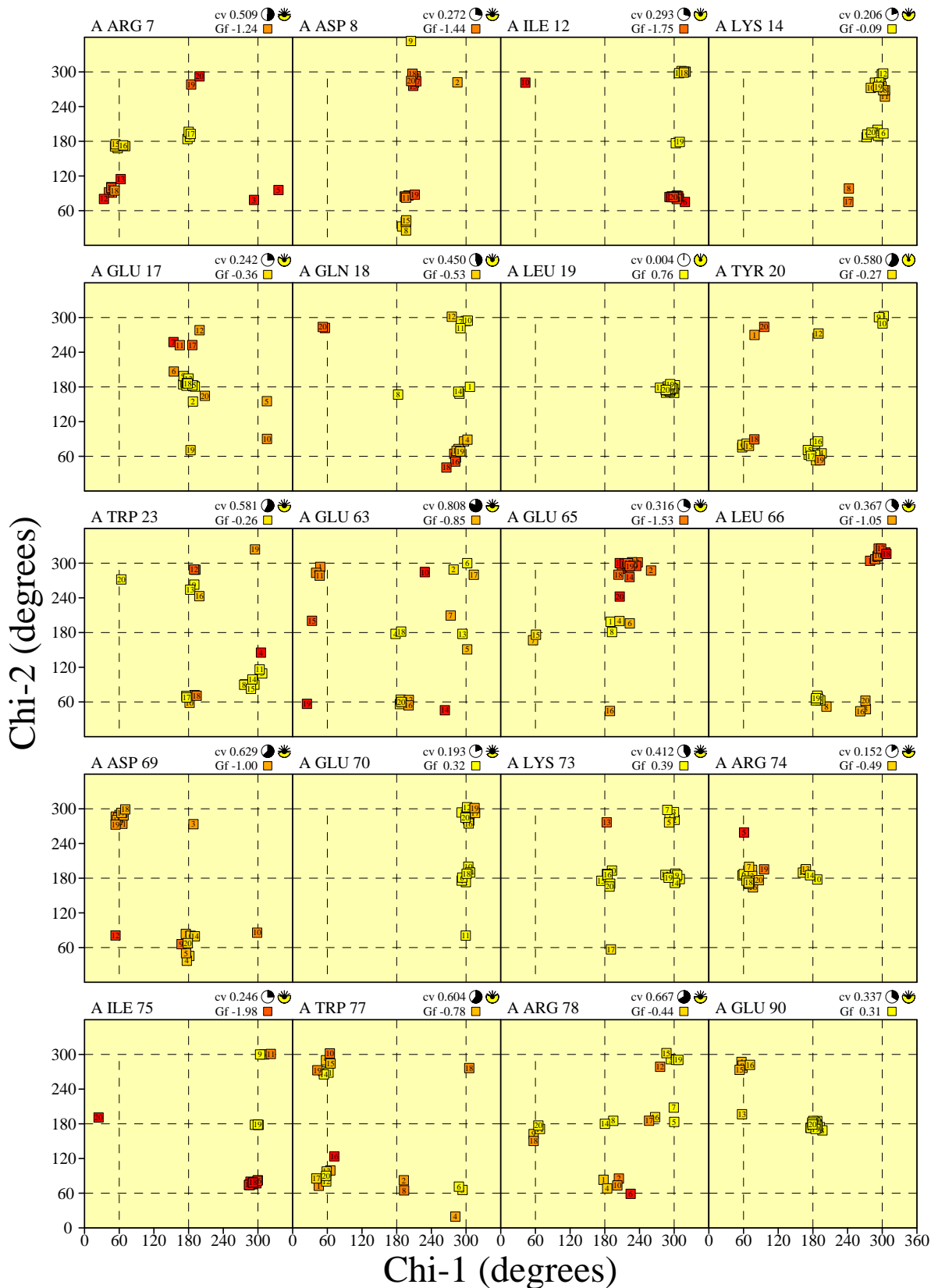


# Ensemble chi1-chi2 plots

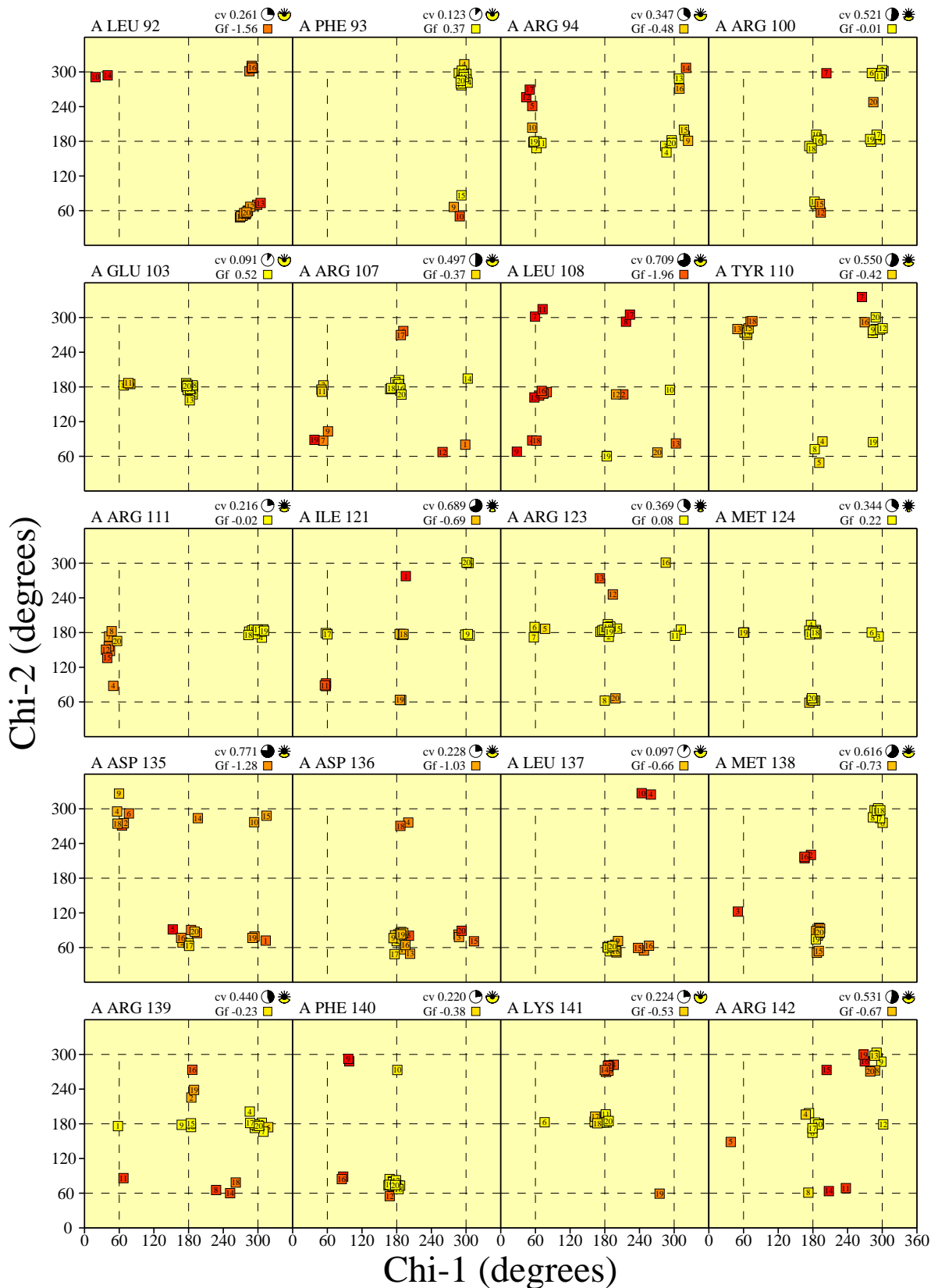
## DRR147D\_NMR\_em\_bcr3 (20 models)\*\*



cv = Circular Variance (low values signify high clustering of the data points). \* Accessible ☺ Buried  
 Gf = Average G-factor for the residue (the higher the value the more favourable the conformations) based on analysis of high-res. Xstal structures  
 Data points coloured according to G-factor: Favourable Unfavourable

# Ensemble chi1-chi2 plots

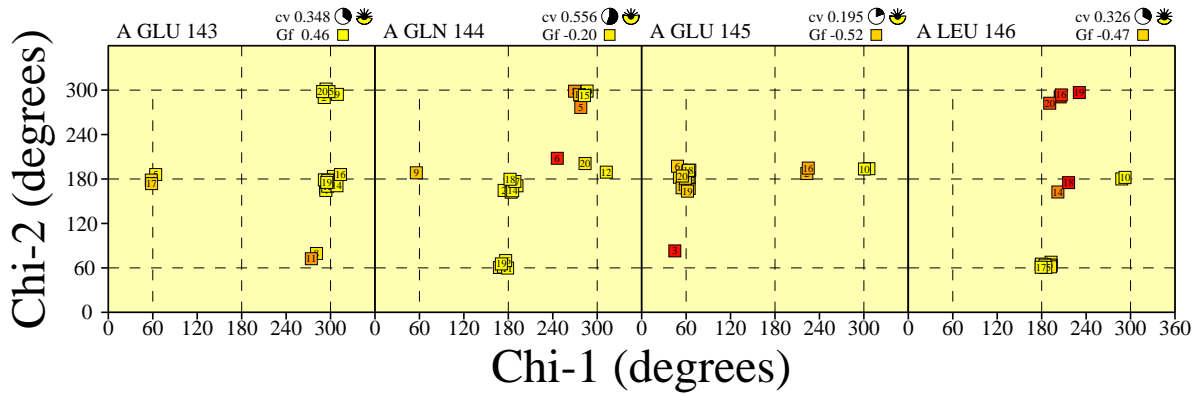
## DRR147D\_NMR\_em\_bcr3 (20 models)\*\*



cv = Circular Variance (low values signify high clustering of the data points).    ☀ Accessible    🌙 Buried  
 Gf = Average G-factor for the residue (the higher the value the more favourable the conformations) based on analysis of high-res. Xstal structures  
 Data points coloured according to G-factor:    Favourable    Unfavourable

# Ensemble chi1-chi2 plots

## DRR147D\_NMR\_em\_bcr3 (20 models)\*\*



cv = Circular Variance (low values signify high clustering of the data points).    ☀ Accessible    🌙 Buried  
 Gf = Average G-factor for the residue (the higher the value the more favourable the conformations) based on analysis of high-res. Xstal structures  
 Data points coloured according to G-factor:    Favourable    Unfavourable